


## Baa, Baa, Black Sheep

Baa, baa, black sheep,  
Have you any wool?  
Yes sir, yes sir,  
Three bags full.  
One for the master,  
One for the dame,  
And one for the little boy  
Who lives down the lane.


Baa, baa, black sheep,  
Have you any wool?  
Yes sir, yes sir,  
Three bags full



## Craft

You will find the printable craft and instructions on page 3. If you prefer, come to the library and we will give you a packet of the entire Rhyme Time Tuesdays activities to take home.






## Videos


Baa, Baa, Black Sheep -Nursery Rhyme Present by Rolling Meadows Library-Rhyme Time Tuesdays  
<https://youtu.be/NqxnK9WUdq>

Baa Baa Black sheep Animated- Mother Goose Club Rhymes for Kids  
<https://www.youtube.com/watch?v=XpvsJ4ANFpo>


## Books to Read




**Brenda is a Sheep**  
by Morag Hood



**Let me Sleep, Sheep!**  
by Meg McKinlay  
Illustrated by Leila Rudge




**Sheep Dog and Sheep Sheep Baad Hair Day**  
by Eric Barclay




**You Read to Me, I'll Read to You**  
Very short Mother Goose tales to read together  
by Mary Ann Hoberman  
Illustrated by Michael Emberley



**Baa Baa Black Sheep**  
by Megan Borgert-Spaniol  
Illustrated by Annie Wilkinson



**Baa, Baa, Black Sheep**  
by Jane Cabrera



## CRAFT


### You will need:

Markers or Crayons  
Glue  
Tape  
Scissors  
Black yarn



### Instructions:

1. Print this page.
2. Color the sheep's heads with a black marker or crayon
3. Cut out the two sheep
4. Glue the two sheep back to back but do not glue the legs so the sheep can stand up
5. Glue or tape one end of the yarn to the sheep and wrap the yarn around the body of the sheep a few times, or as many as you like it.
6. Open out the legs so the sheep can stand up.  
Have Fun!



Rolling Meadows Library  
Youth Services  
3110 Martin Lane  
Rolling Meadows, IL 60008  
847-259-6050 x140  
[www.rmlib.org](http://www.rmlib.org)