



## Five Green Speckled Frogs

Five green speckled frogs,  
sat on a speckled log.  
Eating some most delicious bugs,  
yum, yum.  
one jumped in to the pool,  
where it was nice and cool,  
now there are four green speckled frogs  
“glub, glub”.


(Repeat with fourth, tree, and two)

One green speckled frog,  
sat on a speckled log.  
Eating some most delicious bugs,  
yum, yum.  
one jumped in to the pool,  
where it was nice and cool,  
now there are no more green speckled frogs  
“glub, glub”.

## Craft

You will find the printable craft and instructions on page 3. If you prefer, come to the library and will give you a packet of the entire Rhyme Time Tuesdays activities to take home.






## Videos


Five Green Speckled Frogs \_Nursery Rhyme Present by Rolling Meadows Library\_ Rhyme Time Tuesdays <https://youtu.be/rL7MgfgNSfI>

Five Little Speckled Frogs – Kids Songs and Nursery Rhymes By: Lingokids <https://www.youtube.com/watch?v=q8ZeEYj7-IA>


## Books to Read



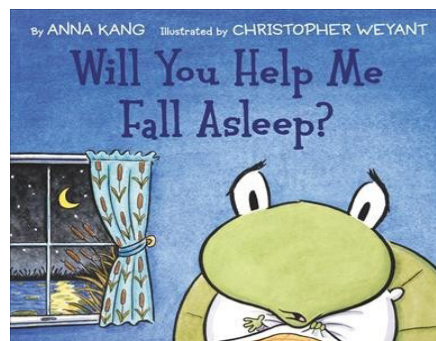
**I Don't Want to Be a Frog**  
by Dev Petty  
Illustrated by: Mike Boldt




**by mouse & frog**  
by Deborah Freedman



**Ribbit!**  
by Rodrigo Folgueira  
Illustrated by Poly Bernatene



**Will You Help Me Fall Asleep?**  
by Anna Kang  
Illustrated by Christopher Weyant



## CRAFT

### You will need:

- Glue
- Markers or Crayons
- Scissors
- Cardboard tube (Paper towel or tin foil tube)

### Instructions:

1. Print pages 3 and 4.
2. Color the frogs, the water and all along the strips. See craft picture sample



3. Put the strips around your tube from frog number 1 to number 5 and glue together (but NOT to the tube). They should be able to slide around easily but not fall off. Your little frogs should be on one side and your water on the other so that when you flip it, the water will be on the bottom and on one side. Have Fun!

