



RhymeTime Tuesdays

I'm a Little Teapot

I'm a little teapot
Short and stout.
Here is my handle,
Here is my spout.
When I get all steamed up
Hear me shout:
Tip me over
And pour me out!




I'm a very special pot
This is true.
Here's an example
Of what I can do.
I can change my handle
And my spout.
Tip me over
And pour me out!

Craft

You will find the printable craft and instructions on page 3. If you prefer, come to the library and we will give you a packet of the entire Rhyme Time Tuesdays activities to take home.






Videos


I'm a Little Teapot by: Rolling Meadows Library_Rhyme Time Tuesdays
<https://youtu.be/WJtS6yM7Y8I>

I'm a Little Teapot | Nursery Rhymes for Kids | Kindergarten Song | JunyTony
Songs for Children <https://youtu.be/jG7cgzJ-Ofc>


Books to Read




Who Broke the Teapot?!
by Bill Slavin




Tea Party Rules
by Ame Dyckman
Illustrated by K.G. Campbell




Here Comes Mother Goose
Edited by Iona Opie
Illustrated by Rosemary Wells



**Sun and Moon
Have a Tea Party**
by Yumi Heo
Illustrated by Naoko Sloop



The Crankypants Tea Party
by Barbara Bottner
Illustrated by Ale Barba



Tea Rex
by Molly Idle



CRAFT

You will need:
Teapot template
Crayons
scissors
glue or tape
paper plate

Instructions:

1. Print the teapot template on this page
2. Color and decorate your teapot
3. Cut out your teapot
4. Fold paper plate in half (this will create a rocking motion)
5. Glue or tape Glue teapot to paper plate
Rock and tip your teapot while you sing!

