

# RhymeTime Tuesdays



## Once I Caught a Fish Alive!

One, two, three, four, five

Once I caught a fish alive!

Six, seven, eight, nine, ten

Then I let it go again.

Why did you let it go?

Because it bit my finger so!

Which finger did it bite?

This little finger on my right.




## Craft

You will find the printable craft and instructions on page 3. If you prefer, come to the library and will give you a packet of the entire Rhyme Time Tuesdays activities to take home.



1



## Videos


**I Caught a Fish Alive!** Presented By: The Rolling Meadows Library Rhyme Time Tuesdays <https://youtu.be/oysUJAZC14wI>

**One, Two, Three, Four, Five, Once I Caught a Fish Alive | Mother Goose Club Playhouse Kids Video** <https://www.youtube.com/watch?v=foI-940eqGo>


**1, 2, 3, 4, 5, Once I Caught a Fish Alive! | CoComelon Nursery Rhymes & Kids Songs** <https://www.youtube.com/watch?v=VWWEUChK06sJ>

**\* FISH \* | Animals For Kids | All Things Animal TV** [https://www.youtube.com/watch?v=u\\_XV5BRnflA](https://www.youtube.com/watch?v=u_XV5BRnflA)

## Books to Read




**Hooray for Fish**  
by Lucy Cousins




**Swallow the Leader**  
by Danna Smith




**Bear and Hare Go Fishing**  
by Emily Gravett




**Just Fishing with Grandma**  
by Mercer Mayer



**Fish: A Question and Answer Book**  
by Isabel Martin



**Go Fish!**  
by Tammi Sauer



# CRAFT

## You will need:

Pencil  
Markers or Crayons  
Glue  
Beans, Noodles, Pebbles, Buttons etc.  
Scissors

## Instructions:

1. Trace your hand on the paper in the space below.
  2. Draw a happy face and color your hand-fish.
  3. Put two lines of glue on your fish.
  4. Put your beans or buttons on the lines of glue to look like fish scales.
  5. Let the glue dry.
  6. Cut out your hand fish.
- Have fun!

