





## Once I Saw A Little Bird




Once I saw a little bird  
Come hop, hop, hop;  
So I cried, "Little bird,  
Will you stop, stop, stop?"  
And was going to the window  
To say, "How do you do?"  
But he shook his little tail,  
And far away he flew.



## Craft

You will find the printable craft and instructions on page 3. If you prefer, come to the library and we will give you a packet of these Rhyme Time Tuesdays activities to take home.





## Videos


Once I Saw a Little Bird Presented By: The Rolling Meadows Library  
Rhyme Time Tuesdays <https://youtu.be/FZKbwQOqUIC>

Flap Your Wings Together by Super Simple Songs  
[https://www.youtube.com/watch?v=VaAR\\$Ha5G-A](https://www.youtube.com/watch?v=VaAR$Ha5G-A)


Five Little Birds by CoCoMelon Nursery Rhymes and Kids Songs  
<https://www.youtube.com/watch?v=6fLTVrWU+NU>

Caitie's Classroom Live-- Birds!  
[https://www.youtube.com/watch?v=dQQ88w\\_pU5k](https://www.youtube.com/watch?v=dQQ88w_pU5k)

## Books to Read




**Ruby's Birds**  
by Maya Thompson




**A House For Every Bird**  
by Megan Maynor




**Birds**  
by Carme Lemniscates




**Birds**  
by Kevin Henkes



**Hooray for Birds!**  
by Lucy Cousins



**Noisy Bird Sing-Along**  
by John Himmelman

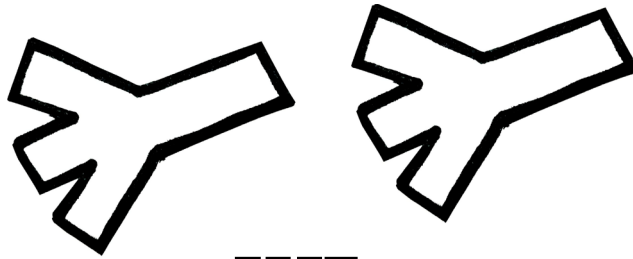



## Craft

**You will need:**  
Scissors  
Glue stick  
Markers

### Instructions:

1. Print this page.
2. Trace your hand on the blank side of the print-out. This will be the body of your bird.
3. Draw the eye on the bird and color the bird's body, beak and feet.
4. Cut out the beak, feet and body of your bird.
5. Glue the beak and feet onto the body of the bird.



FEET



BEAK

## TRACE YOUR HAND

