



One Potato, Two Potato

(Make two fist; alternate tapping one top of the other)

One potato, two potato, three potato, four.

Five potato, six potato, seven potato, more.

Eight potato, nine potato, now we count to ten.

Let's say the rhyme all over again.


One potato, two potato, three potato, four.


Five potato, six potato, seven potato, more.

Eight potato, nine potato, now we count to ten.

Craft

You will find the printable Craft and instructions on page 3. If you prefer, come to the library and we will give you a packet of this Rhyme Time Tuesdays activities to take home.





Videos


One Potato, Two Potato -Nursery Rhyme Present by Rolling Meadows Library-Rhyme Time Tuesdays

[https://youtu.be/YX\\$uCo2Coyo](https://youtu.be/YX$uCo2Coyo)


One Potato, Two Potatoes – Kids Song by: Super Simple Songs

<https://www.youtube.com/watch?v=efMHLkyb7ho>


Books to Read




One Potato, Two Potato
by Todd H. Doodler




Potato Pants!
by Laurie Keller




The Couch Potato
by Jory John and
Pete Oswald



Maybe Mother Goose
by Esme Raji Codell
Illustrated by: Elisa Chavam



A Potato on a Bike
by Elise Gravel



La Madre Goose
Nursery Rhymes for los niños
by Susan Middleton Elya
Illustrated by: Juana Martinez-Neal

Craft

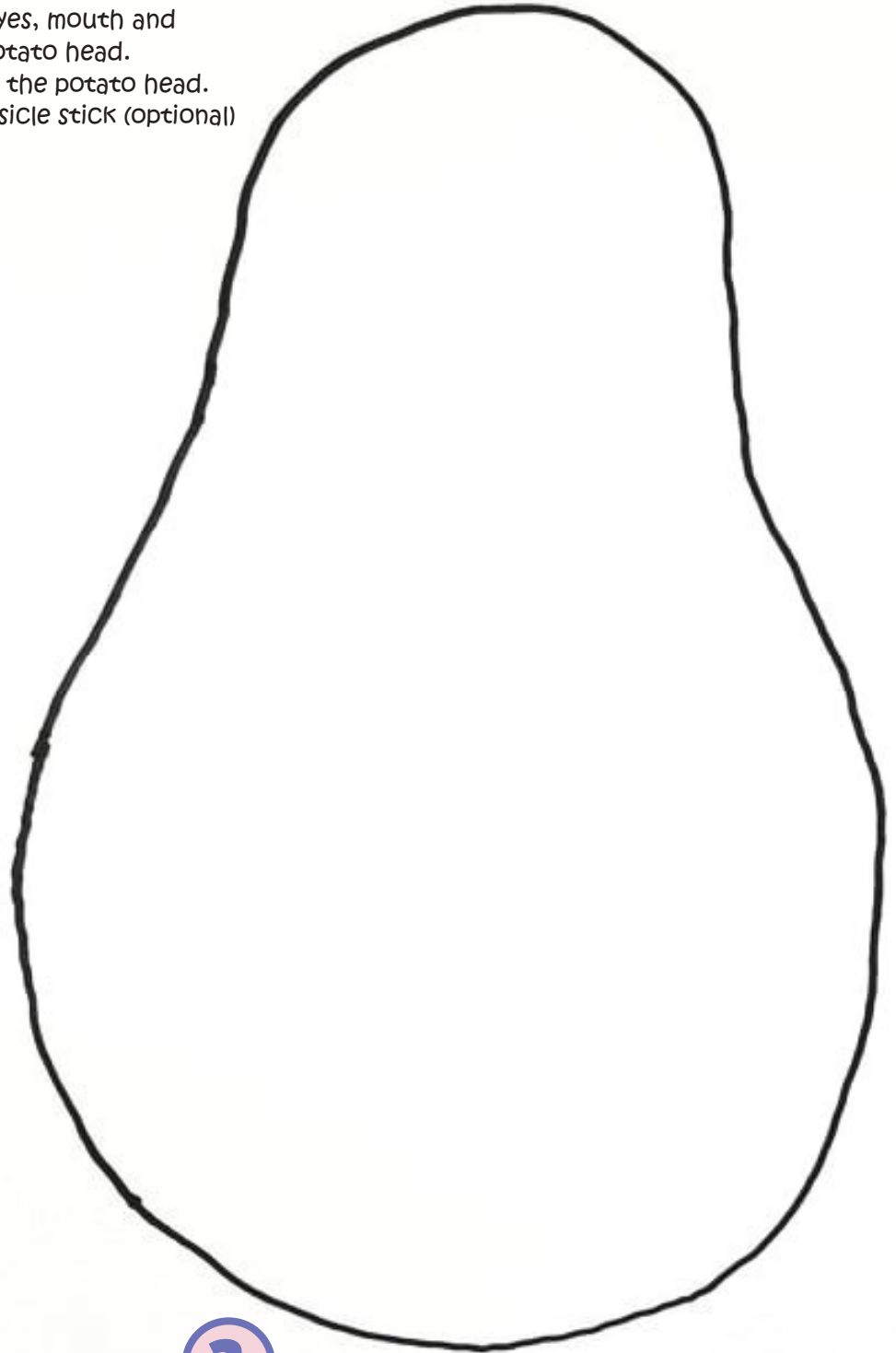

You will need:


- Markers or Crayons
- Glue
- Scissors
- Popsicle stick (optional)

Instructions:

1. Print pages 3 and 4.
2. Color and cut the potato head.
3. Color and cut the face parts : eyes, mouth and nose. You want to use for your potato head.
4. Glue the eyes, mouth and nose to the potato head.
5. You can glue the potato to a Popsicle stick (optional)

Have Fun!





4