






Alligators & Crocodiles


Story: *Hooray For Amanda and her Alligator* by Mo Willems

To find this story go to www.rmlib.org/youth.shtml or go to the Rolling Meadows Library homepage and find the Quick Link for **Online Resources for Kids**. Here you'll find . Click on the icon. You will have to set up an account using your library card number.

Online Resources for Kids			
	NEW! Kanopy	one convenient streaming platform-brought to you for free by your library. <small>*Users will need to create an account to use this service.</small>	Yes
	NEW! Kanopy Kids	Kanopy also offers children's programming with Kanopy Kids. Parents can browse educational and engaging videos for children of all ages that promote positive social and emotional development and inspire creativity in young minds. <small>*Users will need to create an account to use this service.</small>	Yes
	NEW! LearnitLive	A social learning platform for wellness and personal development. Featuring live and on-demand classes, quick tip videos, and virtual reality wellness. <small>*Users will need to create an account to use this service.</small>	Yes

You can explore from this page.
To find the story *Hooray for Amanda and her Alligator* type in *Amanda* in the Search Bar.

After setting up an account with Kanopy Kids this is the screen you will see



For more stories click or type these links into your browser:

Snapsy the Alligator by Julie Falatko <https://bit.ly/2E7xz1g>

Guji-Guji by Chih-Yuan Chen <https://bit.ly/3hcykEz>

Song: *There was a Crocodile Song* - Action Songs for Kids - Brain Breaks - Camp Songs - Kids Animal Songs <https://safeYouTube.net/w/ONkT>

Craft: *Alligator Puppet*

Print out, cut, fold and decorate an alligator puppet. Or come into the library and we will give you a packet of the entire Storytime to Go activities including the craft printed out and ready to make. You will find the craft and instructions on page 2.

Have fun!

We will have a new *Storytime to Go* available every Monday from July 6 through August 31, 2020.

 **Rolling Meadows Library**
Youth Services
3110 Martin Lane
Rolling Meadows, IL 60008
847-259-6050 x140 • www.rmlib.org



Alligators & Crocodiles

ALLIGATOR PUPPET

Materials: paper, popsicle sticks, crayons, glue, scissors.

1. Print and color your alligator.
2. Cut out your alligator's head, body and tail.
3. Fold the body strip in a zigzag like a fan.



4. Glue the tail and head to each end of the body.
5. Glue two popsicle sticks to the body.
6. Wiggle your alligator. SNAP!

