







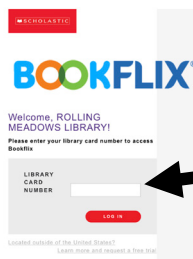
Buck, Buck, Buck!!


Story: *Rosie's Walk* by Pat Hutchins
 To find this story go to www.rmlib.org/youth.shtml or go to the Rolling Meadows Library homepage and find the Quick Link for **Online Resources for Kids**. Here you'll find . Click on the right side under the **Use @ Home?** column.

Online Resources for Kids


Title	Description	Use @ Home?
 Axis 360	Digital books and audiobooks primarily for children.	Yes
 Book Flx	Books come to life! This early literacy resource pairs storybooks and nonfiction eBooks.	Yes - Click here 
 CultureGrams	Information on over 200 countries and territories with particular emphasis on customs, lifestyles and social conditions. Contains a World Edition, Kids' Edition, States Edition and Provinces Edition.	Yes - Click here

After clicking on **BookFLIX** this is the screen you will see



Then enter your library card number 

Type *Rosie* into the search box and you'll find *Rosie's Walk* and other stories and activities.



More Stories:

Click on the paired book *A Chick Grows Up* in BookFLIX.

Song:

Sandra Boynton's *Philadelphia Chickens* The Bacon Brothers
https://www.youtube.com/watch?v=0Pm9_M-94XY

Craft: Colorful Hen

You will find the craft and instructions on page 2. Or come to the library and we will give you a packet of the entire *Storytime to Go* activities including the paper, and materials to make your craft.



Have fun!

We will have a new *Storytime to Go* available October 1.

 **Rolling Meadows Library**
Youth Services
 3110 Martin Lane
 Rolling Meadows, IL 60008
 847-259-6050 x140 • www.rmlib.org



Colorful Hen

You'll need:

paper
crayons, colored pencils or markers
scissors
tape

Instructions:

1. Print this page and color your hen and feet.
2. Cut out your hen and fold over the wing at the dotted line. Color the top of the wing.
3. Cut out the feet. Fold feet at the dotted line.
4. Tape some string or yarn to the inside of each foot and fold over. Attach strings to the belly of your hen with tape. Buck! Buck! Buck!

