






Bugs Galore!


Don't forget - registration for the library's Summer Reading Challenge *Ocean of Possibilities* begins June 6 and is ongoing throughout the summer. Register in-person or on the Beanstack app. For more info come to the Ask Me Desk or call us at 847-259-6050 x140.

Story: *Bugs! Bugs! Bugs!* by Bob Barner
To find this story go to www.rmlib.org/youth.shtml or go to the Rolling Meadows Library homepage and find the Quick Link for **Online Resources for Kids**. Here you'll find . Click on the right side under the **Use @ Home?** column.

Online Resources for Kids


Title	Description	Use @ Home?
 Axis 360	Digital books and audiobooks primarily for children.	Yes
 Book Flix	Books come to life! This early literacy resource pairs storybooks and nonfiction eBooks.	Yes - Click here
 CultureGrams	Information on over 200 countries and territories with particular emphasis on customs, lifestyles and social conditions. Contains a World Edition, Kids' Edition, States Edition and Provinces Edition.	Yes - Click here

After clicking on BookFlix this is the screen you will see



Then enter your library card number

Type *bugs* into the search box and you'll find *Bugs! Bugs! Bugs!* and other stories and activities.



More Stories:

Hank's Big Day by Evan Kuhlman & Chuck Groenink

<https://www.youtube.com/watch?v=8I7VhplOqLo>

The Very Hungry Caterpillar by Eric Carle <https://youtu.be/btFctMhF3il>

Señorita Mariposa (Bilingual English/Spanish) by Mister G <https://bit.ly/2ZULiQZ>

Song:

Bug N' Roll by Pink Fong <https://bit.ly/2BoiTcD>

Craft: Yarn Wrapped Bugs

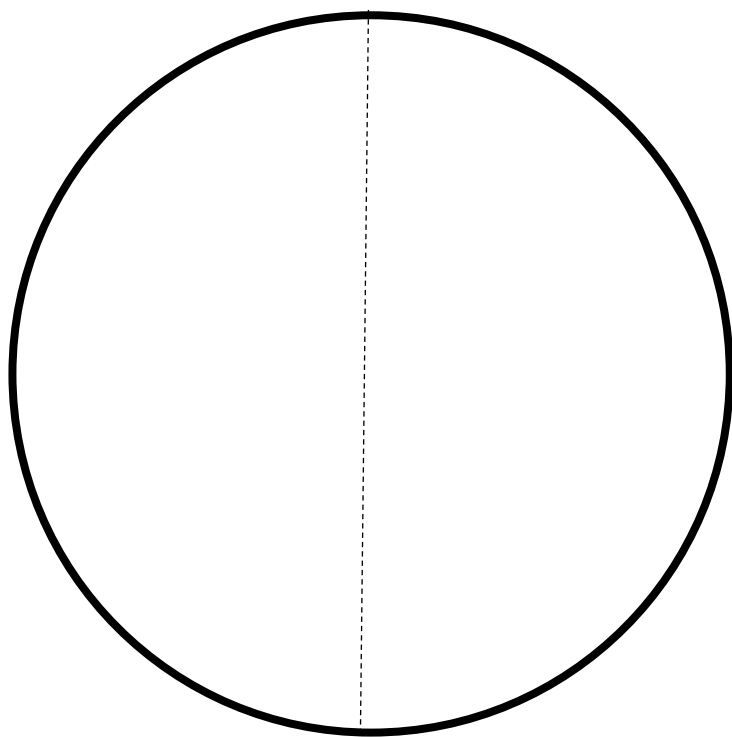
You will find the craft and instructions on pages 2 or, come to the library and we will give you a packet of this Storytime to Go including the craft.



Have fun!

We will have a new *Storytime to Go* available July 1.

 Rolling Meadows Library
Youth Services
3110 Martin Lane
Rolling Meadows, IL 60008
847-259-6050 x140 • www.rmlib.org



Yarn Wrapped Bugs

You'll need:

- toilet paper cardboard tube
- crayons or markers
- scissors
- white glue and tape
- yarn
- pipe cleaners
- hole punch

Instructions:

- Cut a slit on the edge of the roll, about a ½ inch in.
- Punch 2 holes on one side of the paper roll, as far in as the hole punch will allow. Do the same directly across at the same distance on the other side.
- Take a pipe cleaner and slide through the two holes on each side of the paper roll. Wrap each end of the pipe cleaner around the top of the cardboard roll and back through the hole to secure. Do the same to do the other two legs.




- Insert one end of the yarn into one of the slits you cut on the end of the roll, add tape on the inside of the roll to secure the yarn and start wrapping around the cardboard roll until completely covered. Cut the yarn if you need so, insert the end of the yarn in the slit as well and add tape to secure.

- Print this page.

- Color the circle and cut it in half, on the dotted line, and glue the wings in place.

- Cut and glue the eyes.

Have fun!!



Rolling Meadows Library • Youth Services
3110 Martin Lane • Rolling Meadows, IL 60008
847-259-6050 x140 • www.rmlib.org