






Dinosaurs

Story: *Danny and the Dinosaur* by Syd Hoff
To find this story go to www.rmlib.org/youth.shtml
or go to the Rolling Meadows Library homepage and
find the Quick Link for **Online Resources for Kids**.
Here you'll find . Click on the right side under
the **Use @ Home?** column.

Online Resources for Kids

Title	Description	Use @ Home?
 Axis 360	Digital books and audiobooks primarily for children.	Yes
 BookFLIX	Books come to life! This early literacy resource pairs storybooks and nonfiction eBooks.	Yes - Click here
 CultureGrams	Information on over 200 countries and territories with particular emphasis on customs, lifestyles and social conditions. Contains a World Edition, Kids' Edition, States Edition and Provinces Edition.	Yes - Click here

After clicking on **BookFLIX** this is the screen you will see



Then enter your library card number

You can explore from this page. Type **dinosaur** in the search box and you'll have lots of other dinosaur stories and activities.



For more stories click or type these links into your browser:

How Do Dinosaurs Eat Their Food by Jane Yolen available on Bookflix.

Noah Noasaurus by Elaine Kiely Kearns <https://bit.ly/2Wixg9P>

Story to Sing: *Groovy Joe: Ice Cream and Dinosaurs* by Eric Litwin & Tom

Lichtenheld available on Bookflix or <https://bit.ly/2WgHAin>

Song: *10 Little Dinosaurs* <https://bit.ly/2OoPfa8>


Craft: Standup Dinosaur

Print, cut, color and make legs for your dinosaur. Or come into the library and we will give you a packet of the entire Dinosaur Storytime including the craft printed out and ready to make. You will find the craft pattern and instructions on page 2.

Have fun!

We will have a new *Storytime to Go* available every Monday from July 6 through August 31, 2020.

 **Rolling Meadows Library**
Youth Services
3110 Martin Lane
Rolling Meadows, IL 60008
847-259-6050 x140 • www.rmlib.org



You will need:

- paper
- scissors
- crayons, colored pencils or markers
- a toilet paper roll

Directions:

1. Print this page
2. Color and cut out your dinosaur
3. Cut legs out of toilet tissue rolls.
4. Draw some toes on the bottom of the legs.
5. Snip slots for your dinosaur to stand.



Dinosaurs

 Rolling Meadows Library

 Youth Services

3110 Martin Lane

Rolling Meadows, IL 60008

847-259-6050 x140 • www.rmlib.org