







# Friendship

## Story: *Same, Same But Different*


by Jenny Sue Kostecki-Shaw

To find this story go to [www.rmlib.org/youth.shtml](http://www.rmlib.org/youth.shtml) or go to the Rolling Meadows Library homepage and find the Quick Link for **Online Resources for Kids**. Here you'll find . Click on the right side under the **Use @ Home?** column.

### Online Resources for Kids


Title	Description	Use @ Home?
 Axis 360	Digital books and audiobooks primarily for children.	Yes
 Book Flx	Books come to life! This early literacy resource pairs storybooks and nonfiction eBooks.	Yes - Click here 
 CultureGrams	Information on over 200 countries and territories with particular emphasis on customs, lifestyles and social conditions. Contains a World Edition, Kids' Edition, States Edition and Provinces Edition.	Yes - Click here

After clicking on **BookFLIX** this is the screen you will see



Then enter your library card number

Type *friend* into the search box and you'll find *Same, Same But Different* and other stories and activities.



## For more stories click or type these links into your browser:

*The Hug Machine* by Scott Campbell <https://bit.ly/3ooXOSU>

*My Friend Maggie* by Hannah E. Harrison <https://bit.ly/2Xqz2Wm>

*Snapsy the Alligator (Did Not Ask to Be in This Book)* by Julie Falatko <https://bit.ly/35le4fy>

## Singing Stories:

*My Friend Robot* by Norma Jean Wright <https://bit.ly/3nlG2ys>

*Hello Friend* by 1,2,3 Andres <https://bit.ly/3bkqjxh>


## Craft: Love Bears

You will find the craft and instructions on page 2 and 3. Or come to the library and we will give you a packet of the entire *Storytime to Go* activities including the paper, and materials to make your craft.

## Have fun!

We will have a new *Storytime to Go* available April 5.

 Rolling Meadows Library  
 Youth Services  
 3110 Martin Lane  
 Rolling Meadows, IL 60008  
 847-259-6050 x140 • [www.rmlib.org](http://www.rmlib.org)



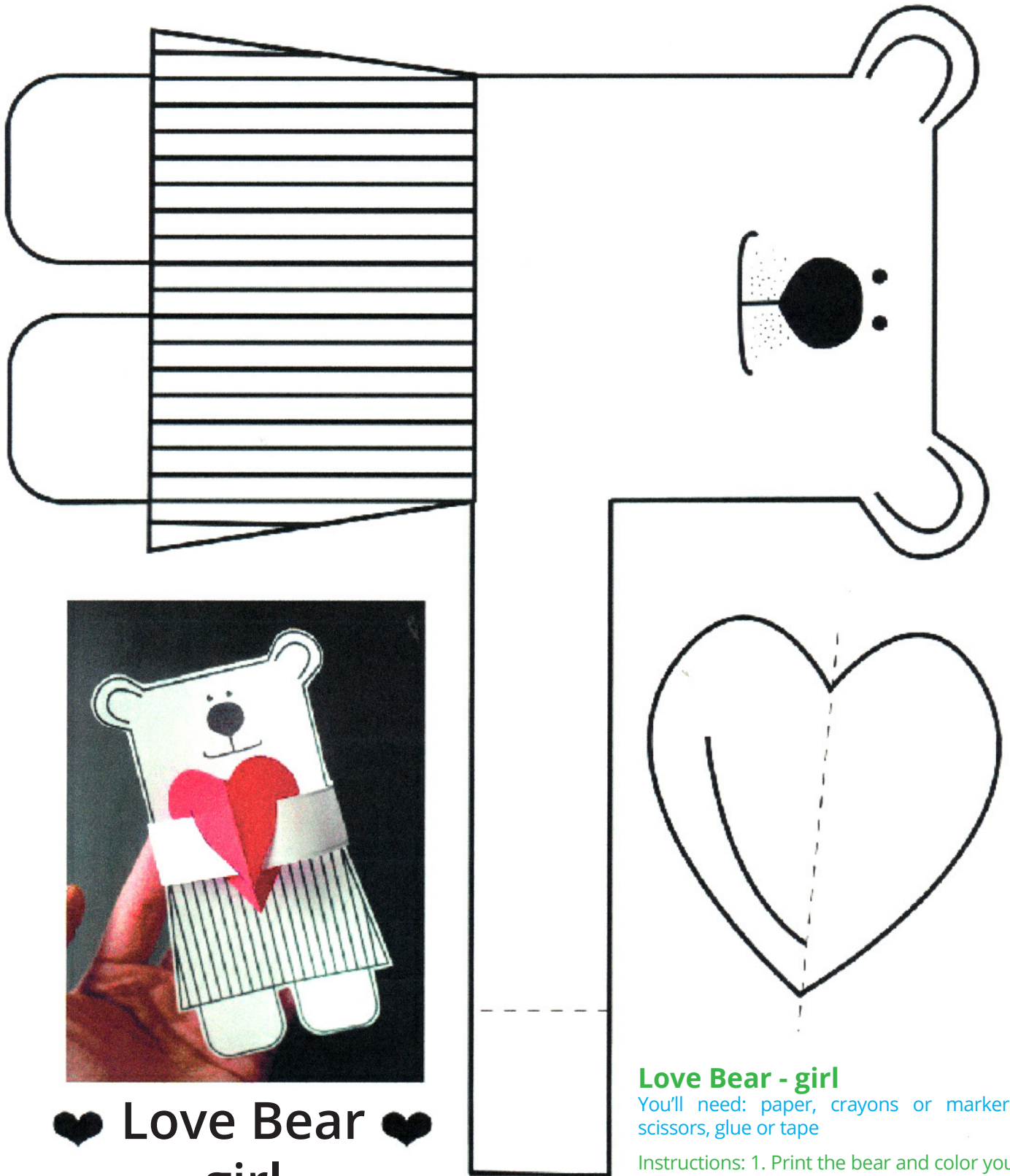
♥ Love Bear ♥  
boy

**Love Bear - boy**

You'll need: paper, crayons or markers, scissors, glue or tape

- Instructions: 1. Print the bear and color your bear and the heart.  
 2. Cut out bears and the hearts. Fold on the dotted lines. Cut out the curved slit on each of the hearts.  
 3. Thread the heart onto the bear's long arm as shown in the photo with the folded side of the heart facing out.  
 4. Tape the arm of the bear behind on the fold.  
 5. Share your bear with a friend!





♥ Love Bear ♥  
girl

**Love Bear - girl**

You'll need: paper, crayons or markers, scissors, glue or tape

- Instructions: 1. Print the bear and color your bear and the heart.  
 2. Cut out bears and the hearts. Fold on the dotted lines. Cut out the curved slit on each of the hearts.  
 3. Thread the heart onto the bear's long arm as shown in the photo with the folded side of the heart facing out.  
 4. Tape the arm of the bear behind on the fold.  
 5. Share your bear with a friend!

