





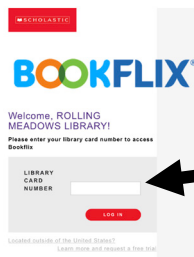
Let's Go to the Farm!

Story: *Farm Stories*

To find this story go to www.rmlib.org/youth.shtml or go to the Rolling Meadows Library homepage and find the Quick Link for **Online Resources for Kids**. Here you'll find . Click on the right side under the **Use @ Home?** column.


Online Resources for Kids		
Title	Description	Use @ Home?
 Axis 360	Digital books and audiobooks primarily for children.	Yes
 Book Flix	Books come to life! This early literacy resource pairs storybooks and nonfiction eBooks.	Yes - Click here
 CultureGrams	Information on over 200 countries and territories with particular emphasis on customs, lifestyles and social conditions. Contains a World Edition, Kids' Edition, States Edition and Provinces Edition.	Yes - Click here

After clicking on **BookFlix** this is the screen you will see



Then enter your library card number

Type *farm* into the search box and you'll find many different stories about fun on the farm.



For More Stories:

Visit us at the library and we'll have a display of fantastic farm stories ready for you. Or click on this link to bring you right to the Library Catalog and find a list of great farm books to continue your farm adventure. <https://bit.ly/3wCvp1A>

Singing Story:

Driving My Tractor by Jan Dobbins <https://bit.ly/3AZuDHZ>

Craft: Build a truck to give a bunch of farm animals a ride.

You will find the craft and instructions on pages 2, 3 & 4. Or come into the library and we will give you a packet of the entire *Storytime to Go* activities and paper for your craft.

Have fun!

We will have a new *Storytime to Go* available October 1.

 Rolling Meadows Library
Youth Services
3110 Martin Lane
Rolling Meadows, IL 60008
847-259-6050 x140 • www.rmlib.org




Truck and Farm Animals

You'll need:
a small cardboard box
markers or crayons
scissors
glue

Instructions:

1. Print pages 2, 3 & 4
2. Color and cut the tractor and animals
3. Glue the tractor to the sides of the box to form the tractor's wagon
4. Glue the animals back to back to form them
Take your animals for a ride!




funnybunnyandcheekymonkey.com

<https://www.mykidstime.com/tag/animal-crafts/>



Rolling Meadows Library • Youth Services
3110 Martin Lane • Rolling Meadows, IL 60008
847-259-6050 x140 • www.rmlib.org





funnybunnyandcheekymonkey.com

<https://www.mykidstime.com/tag/animal-crafts/>



Rolling Meadows Library • Youth Services
3110 Martin Lane • Rolling Meadows, IL 60008
847-259-6050 x140 • www.rmlib.org





funnybunnyandcheekymonkey.com

<https://www.mykidstime.com/tag/animal-crafts/>



Rolling Meadows Library • Youth Services
3110 Martin Lane • Rolling Meadows, IL 60008
847-259-6050 x140 • www.rmlib.org