



Once Upon a Time...


Story: *The True Story Of the 3 Little Pigs*

by Jon Scieszka and Illustrated By: Lane Smith

To find this story go to www.rmlib.org/youth.shtml or go to the Rolling Meadows Library homepage and find the Quick Link for Online Resources for Kids. Here you'll find . Click on the Kanopy Kids icon.



After setting up an account with Kanopy Kids this is the screen you will see



You can explore from this page.


Type *pigs* in the search Box.

More Stories: *La princesa and the Pea* by Susan Middleton Elya and illustrated by Juana Martinez-Neal
<https://www.youtube.com/watch?v=DrVxlxv7gWo&t=8s>

Songs: *Goldilocks and the Three Bears* by The Learning Station
https://www.youtube.com/watch?v=PGI-4MrC_b8

Craft: Wolf Hat

You will find the craft and instructions on pages 2 & 3. Or, come to the library and we will give you a packet of this Storytime to Go activity including the printed craft.



Have fun!

We will have a new Storytime to Go available April 1.



Rolling Meadows Library • Youth Services
3110 Martin Lane • Rolling Meadows, IL 60008
847-259-6050 x140 • www.rmlib.org



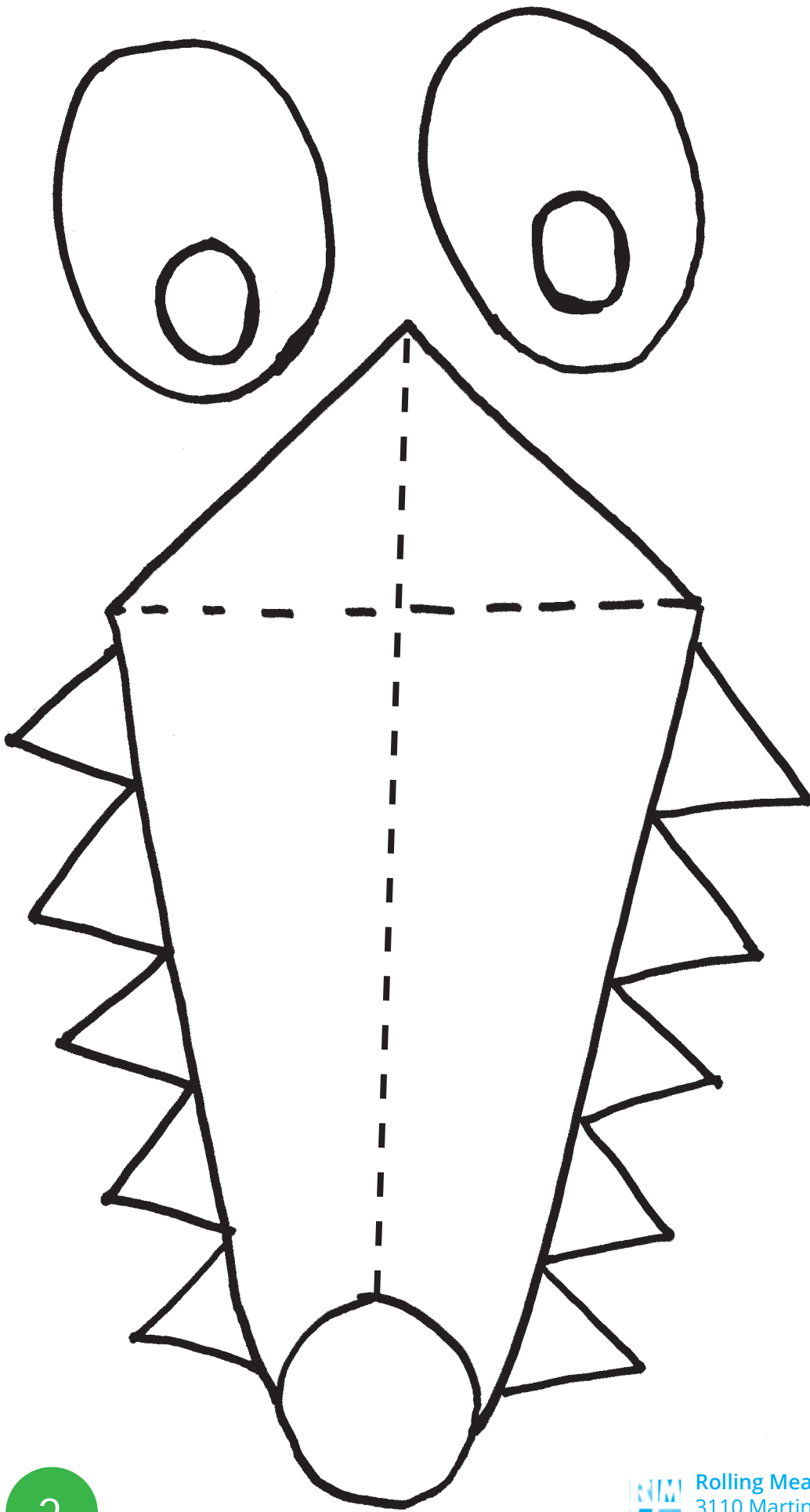
Once Upon a Time...

Wolf Hat

You'll need:
crayons, color pencils or markers
Scissors
glue or tape


Instructions:

1. Print pages 2 & 3. Color and cut wolf's eyes, snout and the ears attached to headband.
2. Fold the dotted lines on the snout and glue it to the headband.
3. Glue the eyes onto the face.
4. Cut out another piece of paper to make the headband big enough for you, adjust it to fit your head and glue it or tape it together.
Now you are ready to huff and Puff!
Have fun!





Once Upon a Time...



3

Wolf Hat

You'll need:
crayons, color pencils
or markers
Scissors
glue or tape

Instructions:

1. Print pages 2 & 3. Color and cut wolfs eyes, snout and the ears attached to headband.
 2. Fold the dotted lines on the snout and glue it to the headband.
 3. Glue the eyes onto the face.
 4. Cut out another piece of paper to make the headband big enough for you, adjust it to fit your head and glue it or tape it together.
- Now you are ready to huff and Puff! Have fun!



Rolling Meadows Library • Youth Services
3110 Martin Lane • Rolling Meadows, IL 60008
847-259-6050 x140 • www.rmlib.org