







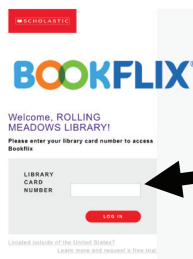
# On the Farm


**Story:** *Duck on a Bike* by David Shannon  
To find this story go to [www.rmlib.org/youth.shtml](http://www.rmlib.org/youth.shtml) or go to the Rolling Meadows Library homepage and find the Quick Link for **Online Resources for Kids**. Here you'll find . Click on the right side under the **Use @ Home?** column.

### Online Resources for Kids


Title	Description	Use @ Home?
 Axis 360	Digital books and audiobooks primarily for children.	Yes
 Book FLIX	Books come to life! This early literacy resource pairs storybooks and nonfiction eBooks.	Yes - Click here 
 CultureGrams	Information on over 200 countries and territories with particular emphasis on customs, lifestyles and social conditions. Contains a World Edition, Kids' Edition, States Edition and Provinces Edition.	Yes - Click here

After clicking on **BookFLIX** this is the screen you will see



Then enter your library card number 

You can explore from this page. Type *farm* into the search box and you'll find *Duck on a Bike* and other stories and activities.



## For more stories click or type these links into your browser:

*Giggle, Giggle, Quack* by Doreen Cronin on BookFLIX  
*Perfect Piggies* by Sandra Boyton <https://bit.ly/34rIGLr>

**Singing Story:** *Driving My Tractor* by Jan Dobbins <https://safeYouTube.net/w/WAPY>

## Craft: A Square Cow!

You will find instructions on page 2. Or come into the library and we will give you a packet of the entire Storytime to Go activities and paper for your craft.

## Have fun!

We will have a new *Storytime to Go* available on November 2. Or stop at the library for a packet of books, anytime!

 Rolling Meadows Library  
Youth Services  
3110 Martin Lane  
Rolling Meadows, IL 60008  
847-259-6050 x140 • [www.rmlib.org](http://www.rmlib.org)




# On the Farm

## A Square Cow

Supplies: paper, crayons or markers, scissors, and glue

Directions:


Decorate the squares, cut them out, and glue them down on another piece of paper.



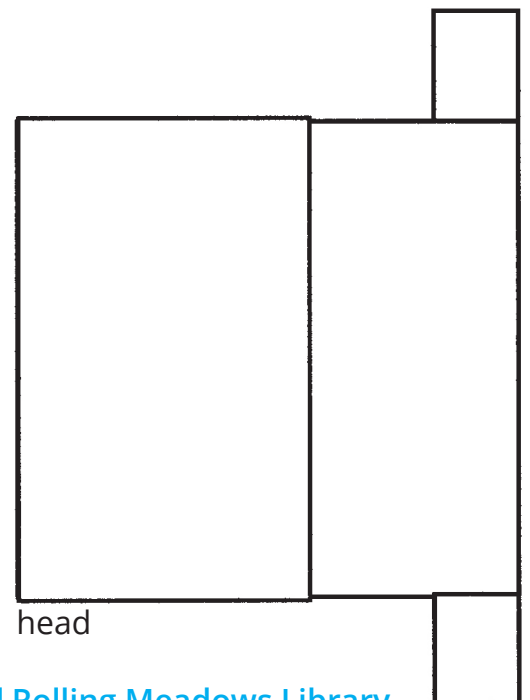

body



tail



four legs



head