







# Our Favorites

## Story: *Is Your Mama a Llama?*


by Deborah Guarino


To find this story go to [www.rmlib.org/youth.shtml](http://www.rmlib.org/youth.shtml) or go to the Rolling Meadows Library homepage and find the Quick Link for **Online Resources for Kids**. Here you'll find . Click on the right side under the **Use @ Home?** column.

### Online Resources for Kids


Title	Description	Use @ Home?
 Axis 360	Digital books and audiobooks primarily for children.	Yes
 Book FLIX	Books come to life! This early literacy resource pairs storybooks and nonfiction eBooks.	Yes - Click here 
 CultureGrams	Information on over 200 countries and territories with particular emphasis on customs, lifestyles and social conditions. Contains a World Edition, Kids' Edition, States Edition and Provinces Edition.	Yes - Click here

After clicking on **BookFLIX** this is the screen you will see



Then enter your library card number 

You can explore from this page. To find the Story *Is Your Mama a Llama* type in *mama* in the Search Box.



## For more stories click or type these links into your browser:

*Scardey Squirrel* by Melanie Watt on BookFLIX. Type *squirrel* in the Search Box.

*Click, Clack, Moo, Cows That Type* by Doreen Cronin on BookFLIX. Type *cows* in the Search Box.

*Tutu* by Anya Damiron <https://bit.ly/2Ftk4cj>

**Song:** *Barefoot Wheels on the Bus Singalong* <https://bit.ly/2Y32q5U>

## Craft: Watermelon Paper Fan

You will find instructions on page 2. Or come into the library and we will give you a packet of the entire Storytime to Go activities including the craft with a paper plate and a large craft stick.

## Have fun!

We will have a new *Storytime to Go* available every Monday from July 6 through August 31, 2020.

 **Rolling Meadows Library**  
**Youth Services**  
 3110 Martin Lane  
 Rolling Meadows, IL 60008  
 847-259-6050 x140 • [www.rmlib.org](http://www.rmlib.org)



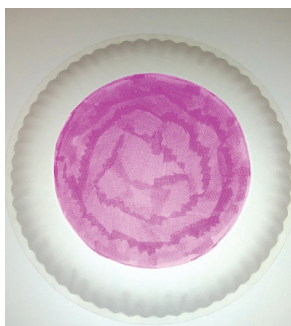
# Our Favorites



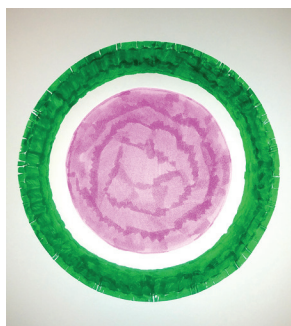
## WATERMELON PAPER FAN

Supplies:  
paper plate  
large craft stick  
tape  
Pink, green and black crayons or markers

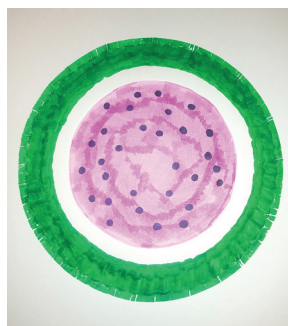
1. Make sure the bottom of the paper plate is facing up.




2. Color the center of the plate pink.




3. Color the bumpy rim of the plate green.



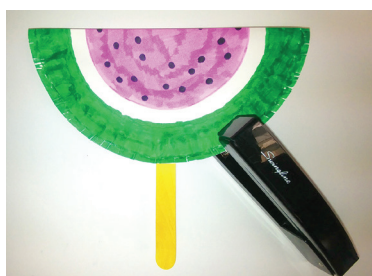
4. Color the black dots for seeds on top of the pink center.




5. (When the ink is dry.) Fold the paper plate in half.



6. Open the plate and use tape to attach the craft stick for the handle.



7. An adult can staple around the outer rim of the plate to seal the edges.



8. Stay cool with your fun fan!

 **Rolling Meadows Library**  
**Youth Services**  
3110 Martin Lane  
Rolling Meadows, IL 60008  
847-259-6050 x140 • [www.rmlib.org](http://www.rmlib.org)