







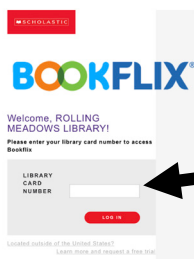
# Winter Days

**Story:** *The Snowy Day* by Ezra Jack Keats  
To find this story go to [www.rmlib.org/youth.shtml](http://www.rmlib.org/youth.shtml) or go to the Rolling Meadows Library homepage and find the Quick Link for **Online Resources for Kids**. Here you'll find . Click on the right side under the **Use @ Home?** column.

## Online Resources for Kids


Title	Description	Use @ Home?
 Axis 360	Digital books and audiobooks primarily for children.	Yes
 BookFLIX	Books come to life! This early literacy resource pairs storybooks and nonfiction eBooks.	Yes - Click here
 CultureGrams	Information on over 200 countries and territories with particular emphasis on customs, lifestyles and social conditions. Contains a World Edition, Kids' Edition, States Edition and Provinces Edition.	Yes - Click here

After clicking on **BookFLIX** this is the screen you will see



Then enter your library card number

Type *winter* into the search box and you'll find *The Snowy Day* and other stories and activities.



## For more stories click or type these links into your browser:

*Snowflake Bentley* by Jacqueline Briggs Martin This story is also available on BookFLIX. Or explore any of the stories listed when you type *winter* in the search box in BookFLIX.  
*Hey Deer* by Ors Barczy <https://bit.ly/2Woy9gF>

## Singing Stories:

*Winter Hokey Pokey* by The Kiboomers <https://bit.ly/3gUeTRJ>  
*I'm a Little Snowman* by super Simple Songs <https://bit.ly/2WmCUHG>

## Craft: Snow Globe!

You will find the craft and instructions on page 2. Or come to the library and we will give you a packet of the entire *Storytime to Go* activities including the paper, and materials to make your craft.

## Have fun!

We will have a new *Storytime to Go* available February 1.

 Rolling Meadows Library  
Youth Services  
3110 Martin Lane  
Rolling Meadows, IL 60008  
847-259-6050 x140 • [www.rmlib.org](http://www.rmlib.org)



## Snow Globe!

You'll need: printed snow globe, crayons or markers, scissors, glue or tape, cotton or other material to make snow

Instructions: 1. Print the snow globe and color and decorate it using cotton or other materials to create snow.

2. To make your snow globe 3-D and to make it stand up: Cut it out and bend the part of the base back to make a curved stand. Don't forget to glue or tape it.

3. If you prefer just color and decorate!

